

New arrivals

新品上市

02.07.2021

Malaysia

馬來西亞


## Lace Bra 蕾絲胸罩

### UW702

Made with NEORON® fiber for perfect cutting, the embroidery and lace in dramatic blooms also give you the confidence boost without compromising on style and comfort.

採用妮美龍纖維製成，¾罩杯設計，穩定集中包覆胸型；高質感花朵刺繡蕾絲，不僅提升個人風格魅力，更給您無微不至的呵護。

Size 尺寸	Unit Price 售價	Sales Volume 業績
70A/B/C/D 75A/B/C/D 80A/B/C/D 85A/B/C/D 90B/C/D	<b>RM 840</b>	<b>933</b>
75E/80E 85E/90E	<b>RM 900</b>	<b>1,000</b>

 Wine Red / 酒紅


## Lace Panty 蕾絲內褲

### UW704

Matching with the bra, this panty has a fuller coverage. The flat soft stretch lace prevents a visible panty line under your clothes.

與胸罩搭配，更能襯托出整體優美曲線，柔軟舒適的彈力蕾絲可防止褲痕外露，展現迷人姿態。

Size 尺寸	Unit Price 售價	Sales Volume 業績
M, L	<b>RM 405</b>	<b>450</b>
LL	<b>RM 435</b>	<b>483</b>

 Wine Red / 酒紅



UW702

UW704

- It is recommended to wash product separately to maintain elasticity and prevent color transfer of products.
- Scuffing and pilling may occur through friction caused through use and washing. In these cases, lint remover is recommended.
- All images shown are for illustrative purposes only and colors may differ from actual products.

- 洗滌時，浸濕的深淺色衣物可能因摩擦接觸造成相互染色，建議分開洗滌以維護纖維彈性與色澤。
- 由精密技術研發而成，此獨家創新纖維或因長期使用或洗滌導致起毛球現象。若起毛球，建議以除毛球器處理。
- 圖片刊載之商品色澤可能與實際商品稍有出入，僅供參考，請以實品為準。

**NEFFUL**  
INTERNATIONAL

New arrivals

新品上市

02.07.2021

Malaysia

馬來西亞

## Lace Bra 蕾絲胸罩

### UW702

#### Lace

Nylon 93%, Polyurethane 7%

#### Cup Lining

Inner Material: Polyvinyl Chloride

(NEFFUL NEORON®) 80%, Polyester 20%

Outer Material: Polyester 93%, Polyurethane 7%

#### Side Belt Lining

Nylon 85%, Polyurethane 15%

#### 蕾絲

尼龍93%、彈性纖維7%

#### 罩杯裏層

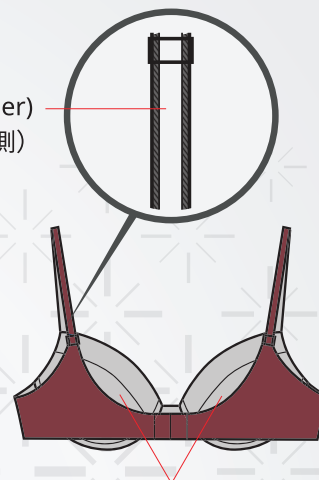
裏層：聚氯乙烯(NEFFUL 妮美龍)80%、聚酯纖維20%

表層：聚酯纖維93%、彈性纖維7%

#### 側翼

尼龍85%、彈性纖維15%

Anti-slip  
bra strap (Inner)  
防滑肩帶 (內側)



Inner cup lining is made  
with NEORON® fiber  
罩杯裏層採妮美龍纖維製成

## Lace Panty 蕾絲內褲

### UW704

#### Lace

Nylon 93%, Polyurethane 7%

#### Gusset

Inner Material: Polyvinyl Chloride

(NEFFUL NEORON®) 80%, Polyester 20%

Outer Material: Polyester 93%, Polyurethane 7%

#### Front Body

Nylon 85%, Polyurethane 15%

#### 蕾絲

尼龍93%、彈性纖維7%

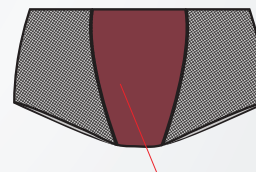
#### 襠布

裏層：聚氯乙烯(NEFFUL 妮美龍)80%、聚酯纖維20%

表層：聚酯纖維93%、彈性纖維7%

#### 前襠

尼龍85%、彈性纖維15%



Inner gusset is made  
with NEORON® fiber  
襠布裏層採妮美龍纖維製成

NEFFUL  
INTERNATIONAL

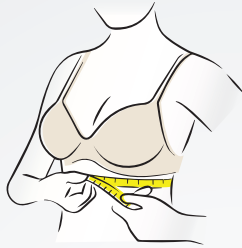


## How To Choose the Correct Bra Size?

### Step 1

#### Measure Your Underbust Size

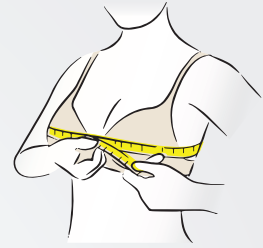
Pull a measuring tape around your underbust with a measuring tape at level.



### Step 2

#### Measure Your Bust Size

Pull a measuring tape around the fullest part of your breasts.



### Step 3

#### Get Your Bra Size

Subtract the measurements of your underbust size from your bust size, match the difference in value with the following table to find your cup size and refer to the size chart for the right bra.

e.g.

$$88\text{cm} - 75\text{cm} = 13\text{cm}$$

Measurement from Step 2      Measurement from Step 1      Difference between Bust and Underbust

Your bra size should be **75B**

#### Cup Size Chart

Difference in value (Bust size - Underbust size)	A	B	C	D	E
cm	10 ±	12.5 ±	15 ±	17.5 ±	20 ±



## Bra Fit Guide

#### Cups

Your breasts should fill the cups without spilling out

#### Band

It should be straight and level, not riding up

#### Strap

The straps should stay in place without digging or slipping

#### Underwire & Centre Gore

Underwire needs to surround each breast without pinching and the centre gore should lie flat between your breast and should not lift above your chest



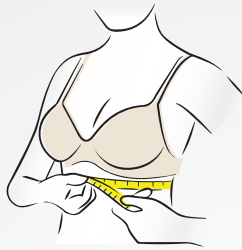


## 如何正確測量胸罩尺寸？

### 步驟一

#### 測量下胸圍方法

使用縫紉捲尺貼緊下胸圍水平沿繞一圈，取得下胸圍尺寸。



### 步驟二

#### 測量上胸圍方法

使用縫紉捲尺沿乳房最豐滿處繞一圈，取得上胸圍尺寸。



### 步驟三

#### 計算您的罩杯尺碼

將上胸圍減去下胸圍，依照以下「罩杯尺寸表」，找出對應之差值，並參考尺寸參考表單挑選正確的胸罩尺寸。

#### 例子

$$88\text{cm} - 75\text{cm} = 13\text{cm}$$

步驟2所得之上胸圍尺寸      步驟1所得之下胸圍尺寸      上胸圍與下胸圍的差值

您的胸罩尺碼應為 **75B**

#### 罩杯尺寸表

差值 (上胸圍 - 下胸圍)	A	B	C	D	E
公分	10 ±	12.5 ±	15 ±	17.5 ±	20 ±



## 正確的胸罩穿戴方法

### 罩杯

您的胸部應該要舒適地固定在罩杯內部，罩杯應完整服貼包覆胸部，不應有空隙或溢出

### 圍帶

圍帶應水平貼合及環繞身體，且不應該有任何上移、下滑或高低不一的情況



### 肩帶

肩帶應調整到剛好束緊的長度，適度鬆緊的肩帶應不深陷肩膀肌膚或不輕易滑落

### 鋼圈與脊心

穿戴胸罩時，鋼圈應貼覆於胸部底緣及側緣，完整撐托；脊心貼合胸骨，但不擠壓胸部